

More information:
www.blug.es/eng/productos/

BLUG[®]
 Credeblug, s.l.



REFERENCE
C4-1,8

p. 27

MACHINE TYPE
CLAMSHELL GRAB

WORKING SYSTEM
ELECTRO-HYDRAULIC

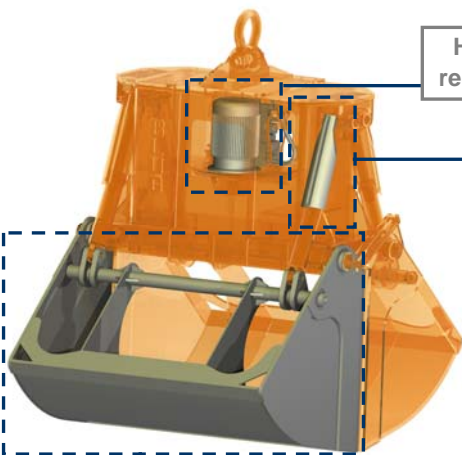
MATERIAL TO BE HANDLED

MAXIMUM MATERIAL DENSITY
1,8 T/M³

CYLINDER QUANTITY
4

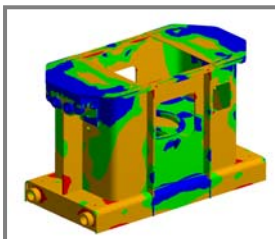


CEMENT, HOT CLINKER (300°C) AND PILED AND BULK MATERIAL UP TO 1,8 t/m³ DENSITY



Hydraulic unit equipped with self-regulated piston variable flow pump

Full protected hydraulic cylinders



Structure validated by Finite Elements Analysis

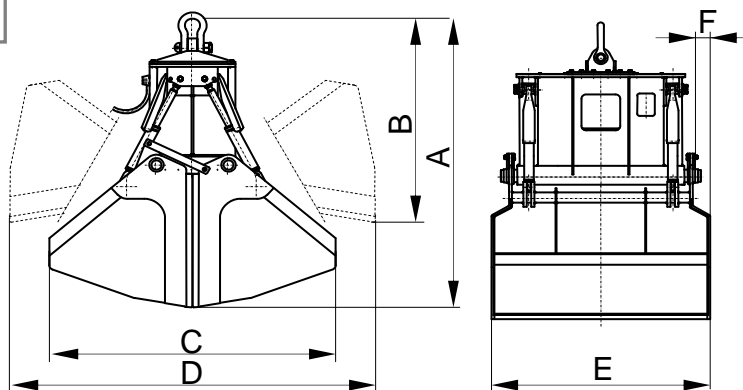
Clamshell design with optimal penetration that allows full loading in all the operations thanks to a kinematic design at lifting and penetration mode including wear resistant lips

EQUIPMENT NEEDED

- Hook(s) or lifting chain(s).
- Electric connection for hydraulic unit.

TECHNICAL INFORMATION

- Robust structure in S355 J2G3 rolled steel.
- Oil tank tightly enclosed and protected from environment impurities.
- Reduced height, multi-stable, can work at any angle ($\pm 60^\circ$).
- Design & fabrication according to standard FEM 1001/98 section I.
- CE conformity.



Reference	Capacity m ³	Engine 40% ED kW	Intensity 400 V A	Working pressure bar	Closing time s	Opening time s	Crane SWL t	Weight kg	Dimensions mm					
									A	B	C	D	E	F
C4-4000-1,8	4	20,5	39	165	12	6	12,5	4900	2960	2100	2760	3340	2070	0
C4-5000-1,8	5	25,5	48,5	170	14	7	16	6800	3360	2460	2940	3700	2360	0
C4-6000-1,8	6	31,5	61	200	14	7	18	7100	3380	2470	2960	3720	2760	200
C4-7000-1,8	7	31,5	61	215	14	7	20	7400	3400	2480	2980	3740	3460	350
C4-8000-1,8	8	40	74,5	210	14	7	25	9200	3810	2780	3630	4170	2700	0
C4-9500-1,8	9,5	40	74,5	220	14	7	30	10100	3830	2790	3650	4190	3200	250

SUBJECT TO CHANGE WITHOUT NOTICE.

You can request any model's offer visiting our web site www.blug.es or sending an email to comercial@blug.es