

More information:
www.blug.es/eng/productos/

BLUG[®]
 Credeblug, s.l.



REFERENCE

P-0,7

RELATED PRODUCTS



PNA-0,7



PEA-1,1



PM4-0,7

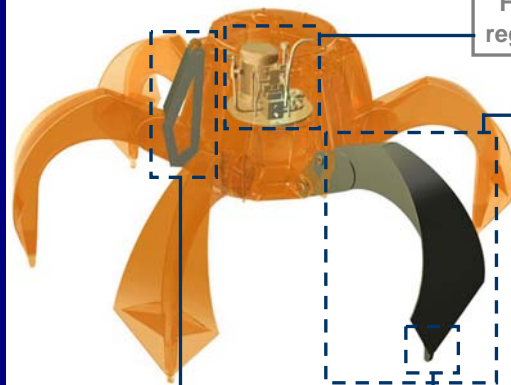
MACHINE TYPE
ORANGE PEEL GRAB
WORKING SYSTEM
ELECTRO-HYDRAULIC
MATERIAL TO BE HANDLED

MAXIMUM MATERIAL DENSITY

0,7 T/M³

STRUCTURE
ROUND

RUBBISH, URBAN SOLID WASTE, TURNINGS DOMESTIC AND LIGHT INDUSTRIAL REFUSES, CUT TIRES...

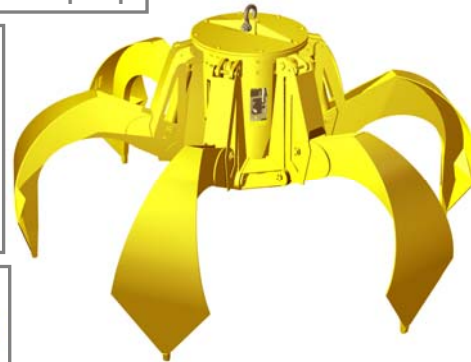


Hydraulic unit equipped with self-regulated piston variable flow pump

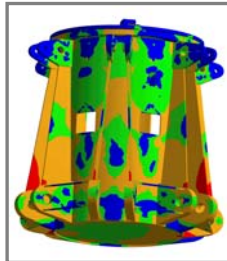
Complete load through maximum penetration force applied with special profile jaws designed for the product

Full protected hydraulic cylinders

Special penetration teeth built in wear resistant manganese steel



Structure validated by Finite Elements Analysis

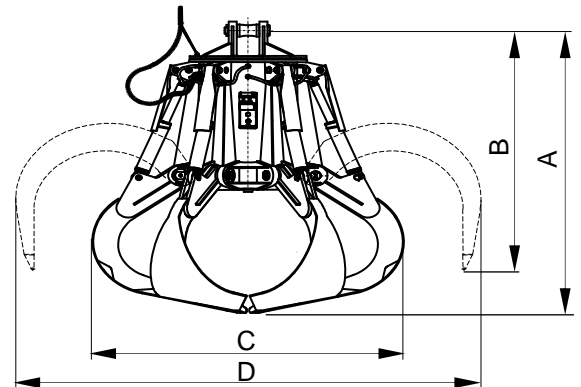


EQUIPMENT NEEDED

- Hook(s) or lifting chain(s).
- Electric connection for hydraulic unit.

TECHNICAL INFORMATION

- Robust structure in S355 J2G3 rolled steel.
- Oil tank tightly enclosed and protected from environment impurities.
- Reduced height, multi-stable, can work at any angle ($\pm 60^\circ$).
- Design & fabrication according to standard FEM 1001/98 section I.
- CE conformity.



Reference	Capacity	Jaw quantity	Engine 40% ED kW	Intensity 400 V A	Working pressure bar	Closing time (1) s	Opening time s	Crane SWL t	Weight kg	Dimensions mm			
	m ³									A	B	C	D
P5-500-0,7	0,5	5	7,3	14,5	75	10	6	1,6	700	1615	1465	1290	1780
P5-750-0,7	0,75	5	7,3	14,5	90	10	6	1,6	865	1700	1480	1445	1950
P5-1000-0,7	1	5	7,3	14,5	110	10	6	1,6	945	1875	1525	1480	2290
P5-1250-0,7	1,25	5	7,3	14,5	115	8	5	2,5	1490	2020	1770	1600	2505
P5-1500-0,7	1,5	5	7,3	14,5	140	8	5	3,2	1540	2080	1790	1700	2630
P5-2000-0,7	2	5	10	20	180	8	5	3,2	1685	2210	1835	1850	2890
P5-2500-0,7	2,5	5	10	20	210	8	5	4	1840	2300	1865	2000	3075
P6-3000-0,7	3	6	14,5	28	125	9	5	5	2630	2485	2140	2190	3130
P6-4000-0,7	4	6	20,5	39	170	9	5	6,3	2825	2660	2200	2350	3465
P6-5000-0,7	5	6	20,5	39	210	10	6	8	3040	2860	2240	2470	3850
P6-6000-0,7	6	6	25,5	48,5	160	10,5	6	10	4280	3015	2490	2780	3915
P6-8000-0,7	8	6	31,5	61	200	10,5	6	10	4360	3215	2560	3070	4255
P7-10000-0,7	10	7	31,5	61	200	15	8	12,5	4900	3430	2600	3350	4700
P7-12000-0,7	12	7	51	94	150	11	6,5	16	6800	3675	3220	3485	4960
P7-15000-0,7	15	7	62,5	117	180	11	6,5	18	7500	3925	3345	3630	5415

SUBJECT TO CHANGE WITHOUT NOTICE.

(1) THE LOAD APREHENSION TIME IS CONSIDERED AT 85% OF THE SHELLS STROKE.

You can request any model's offer visiting our web site www.blug.es or sending an email to comercial@blug.es