

More information:  
[www.blug.es/eng/productos/](http://www.blug.es/eng/productos/)

**BLUG**<sup>®</sup>  
 Credeblug, s.l.

**MACHINE TYPE**  
**ORANGE PEEL GRAB**  
**WORKING SYSTEM**  
**ELECTRO-HYDRAULIC**  
**MATERIAL TO BE HANDLED**



REFERENCE

**P-3N**

p. 5

RELATED PRODUCTS



**PR8-3**

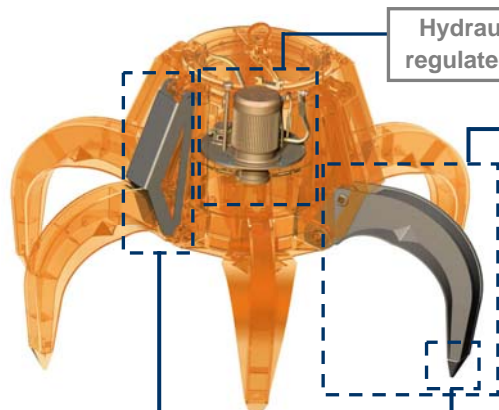


**P-3,5**



**PM4-3**

**CORE SCRAP, PIG-IRON, PELLETS, OA SCRAP, PELLETS, FERRO ALLOYS, INDUSTRIAL HEAVY WASTES, SMALL PACKAGES OF SCRAP...**

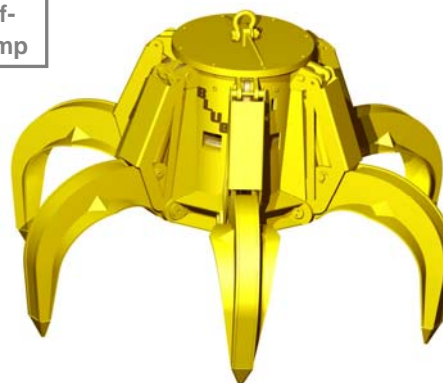


Hydraulic unit equipped with self-regulated piston variable flow pump

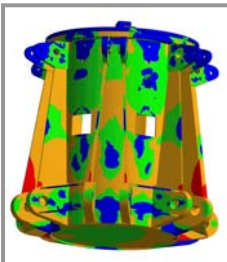
Complete load through maximum penetration force applied with special profile jaws designed for the product

Full protected hydraulic cylinders

Special penetration teeth built in wear resistant manganese steel



Structure validated by Finite Elements Analysis

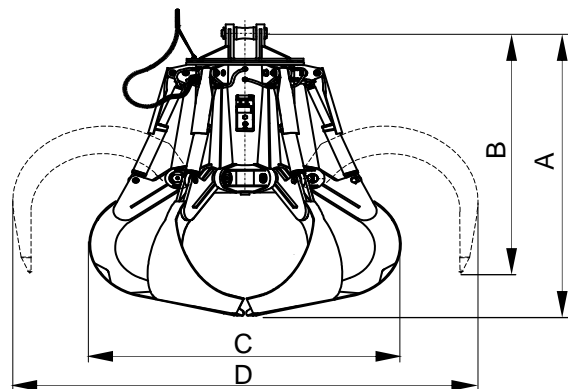


**EQUIPMENT NEEDED**

- Hook(s) or lifting chain(s).
- Electric connection for hydraulic unit.

**TECHNICAL INFORMATION**

- Robust structure in S355 J2G3 rolled steel.
- Oil tank tightly enclosed and protected from environment impurities.
- Reduced height, multi-stable, can work at any angle ( $\pm 60^\circ$ ).
- Design & fabrication according to standard FEM 1001/98 section I.
- CE conformity.



Reference	Capacity m <sup>3</sup>	Jaw quantity	Engine 40% ED kW	Intensity 400 V A	Working pressure bar	Closing time (1) s	Opening time s	Crane SWL t	Weight kg	Dimensions mm			
										A	B	C	D
P5-500-3N	0,5	5	10	20	125	8	5	3,2	1560	1890	1720	1540	2295
P5-750-3N	0,75	5	10	20	185	8	5	4	1650	1980	1780	1650	2455
P6-1000-3N	1	6	14,5	28	120	9	5	6,3	2800	2265	2050	1950	2745
P6-1250-3N	1,25	6	20,5	39	150	9	5	6,3	2950	2360	2090	2040	2930
P6-1500-3N	1,5	6	20,5	39	180	9	5	8	3100	2730	2400	2260	3400
P6-2000-3N	2	6	25,5	48,5	160	10,5	6	10	3900	2740	2410	2375	3450
P6-2500-3N	2,5	6	31,5	61	190	10,5	6	12,5	4100	2885	2450	2500	3710
P6-3200-3N	3,2	6	31,5	61	210	12	7	14	4400	2985	2480	2615	3895
P6-4000-3N	4	6	40	74,5	170	14	8	18	6600	3320	2980	2750	4360
P6-5000-3N	5	6	51	94	215	14	8	20	7200	3375	3020	3090	4480
P7-6300-3N	6,3	7	62,5	117	180	15	8	25	9100	3650	3300	3250	4800
P7-7000-3N	7	7	62,5	117	210	17	10	30	10300	3850	3450	3425	5000
P8-10000-3N	10	8	70	129	210	20	12	40	13000	4550	3900	3800	5800
P8-12000-3N	12	8	91	170	240	20	12	45	14000	4700	4050	3990	5990

SUBJET TO CHANGE WITHOUT NOTICE.

(1) THE LOAD APREHENSION TIME IS CONSIDERED AT 85% OF THE SHELLS STROKE.

You can request any model's offer visiting our web site [www.blug.es](http://www.blug.es) or sending an email to [comercial@blug.es](mailto:comercial@blug.es)